寶華精密電子有限公司
PRODUCTWELL PRECISION ELECT.CO.,LTD

Multilayer Ceramic Capacitor Part Number System

R	20	Z5U	104	Z	5	H	5	05	B	E	XX
Type	Size	Temp Char	Capacitance	Tolernace	Pitch	Foot Size	Lead Length	Rated Voltage	Color	Chip Type	Internal Code
R=Radial	20=1206	Z5U	$1R0=10\times10^{-1}=1PF$		2=2.5	L=Straigh lead	U=Tape	01=16V	B=Blue	E=assign	
A=Axial	15=0805	Y5V	$150=15\times10^{0}=15PF$		5=5.08	I =Inside kink	X=Strap	02=25V	Y=Yellow	C=Common	
	10=0603	X7R	$101=10\times10^{1}=100PF$		A=Criterion	H:High seat	C=26	05=50V			
	08=0402	NPO	$332=33\times10^{2}=3300PF$		B=Model		D=52	06=63V			
			$473=47\times10^{3}=47000PF$				1=25	10=100V			
			$104=10\times10^{4}=0.1uF$				0=10				

寶華精密電子有限公司
PRODUCTWELL PRECISION ELECT.CO.,LTD

Type:MLCC

Our Radial / Axial leaded, Epoxy dippeded Multilayer Ceramic Capacitor are built by Superior moisture and shock resistant epoxy coating can be supplied in bulk or taped & reel package for automatic insertion in PCB . Our RD series capacitors have wide applications in computer , data processing , telecommunication , industrial control , and instrumentation equipment etc .

Specifications:

	NPO	X7R	Y5V
Operating Temperature	-55~+125℃	-55~+125℃	-25~+85℃
Rated Voltage	25, 50, 100. D. C	25, 50, 100. D. C	25, 50, 100. D. C
Capacitance Range	1PF~0.01UF	220PF~2.2UF	2200PF~220UF
Dielectric Strength	2.5%	2.5%	2%
Capacitance Tolerance	±5%(J) ±10%(K)	±10%(K) ±20%(M)	±20%(M) +80-20%(Z)
Insulation Resistance	C≦ 10n F , R≧10,000 MΩ	C≦ 25n F , R≧4,000 MΩ	C≦ 25n F , R≧4,000 MΩ
Dissipation Factor	≦3.5%	≦3.5%	≦7.5%(100000PF以下) ≦10%(110000~470000PF) ≦15%(480000~up)

Radial leads MLcc

Size code	Dimensions(mm)					Voltage	Capacitor Ranges		
	F(±1.0)	L(max)	W(max)	M(max)	T(max)		NPO	X7R	Y5V
R10	2.54					25V	0R5~102	101~331	
		5.0	5.0	2.54	3.00	50V	0R5~821	101~223	104~105
(0603型)	5.08					100V	0R5~561	101~472	
R15	2.54					25V	0R5~332	331~104	103~105
		5.0	5.0	2.54	3.00	50V	0R5~222	331~104	103~684
(0805型)	5.08					100V	0R5~102	331~104	
R20	2.54					25V	0R5~682	102~224	103~125
		5.5	5.5	2.54	3.00	50V	0R5~472	102~104	103~105
(1206型)	5.08					100V	0R5~392	102~105	

Axial leads MLcc

Size code	Dimensions(mm)				Voltage	Capacitor Ranges		
	L(max)	W(max)	D(max)	d (± 0.5)		NPO	X7R	Y5V
R10					25V	0R5~102	101~331	
	2.54	52.4	3.8	0.45	50V	0R5~821	101~223	104~105
(0603型)					100V	0R5~561	101~472	
R15					25V	0R5~332	331~104	103~105
	2.54	52.4	4.3	0.45	50V	0R5~222	331~473	103~684
(0805型)					100V	0R5~102	331~223	
R20					25V	0R5~472	102~224	103~125
	3.00	52.4	5.1	0.45	50V	0R5~392	102~104	103~105
(1206型)					100V	0R5~152	102~683	

(1) (2) NONO RADIAL , (3) NONO AXIAL

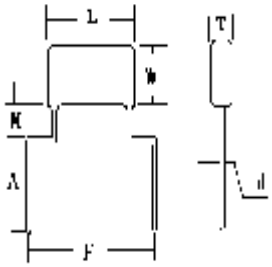

F.H型(1)

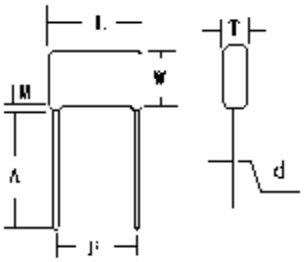

F.L型(2)

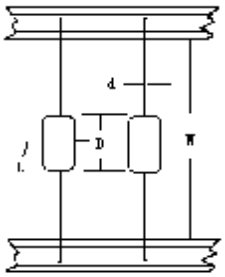

臥式(3)

Graph Of Capacitance Change Due To Temperature Voltage And Frequency

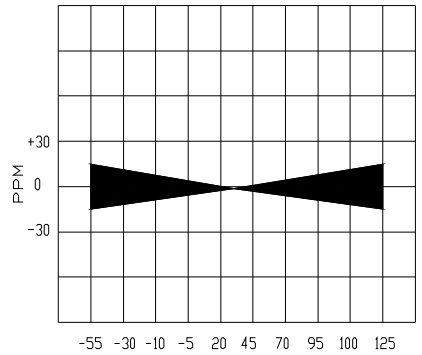

Temperature(°)

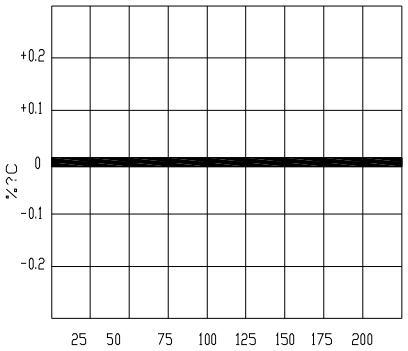

D . C . Volts

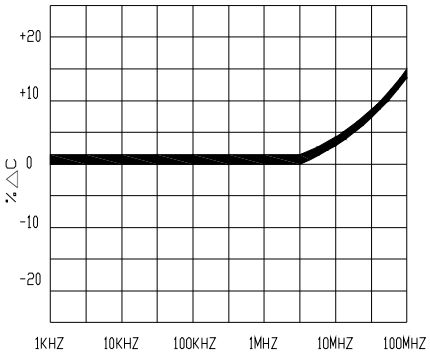

Frequency

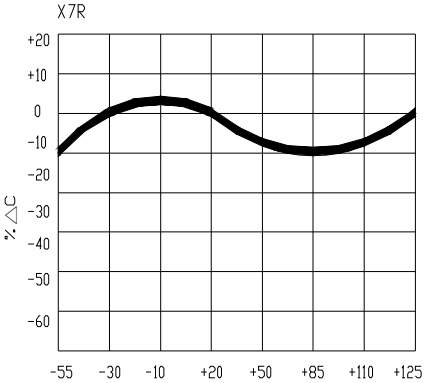

Temperature(°)

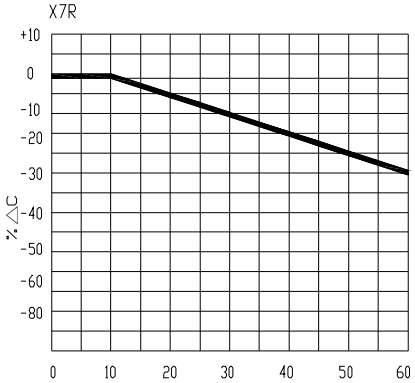

D . C . Volts

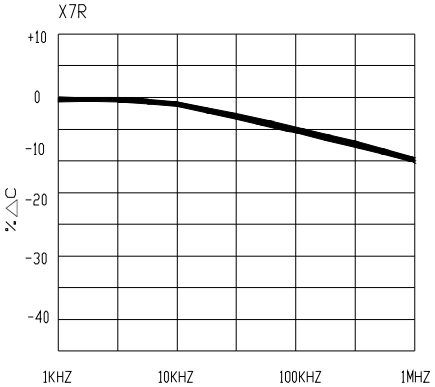

Frequency

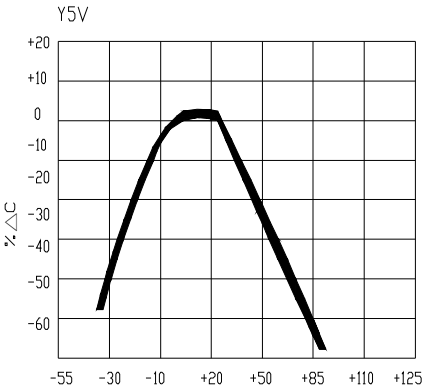

Temperature(°)

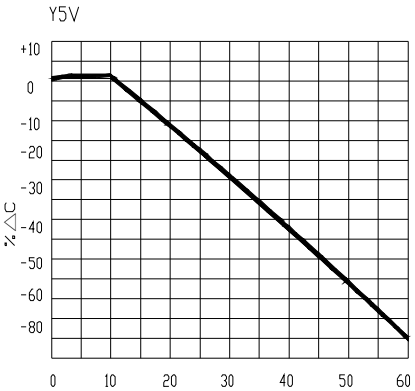

D . C . Volts

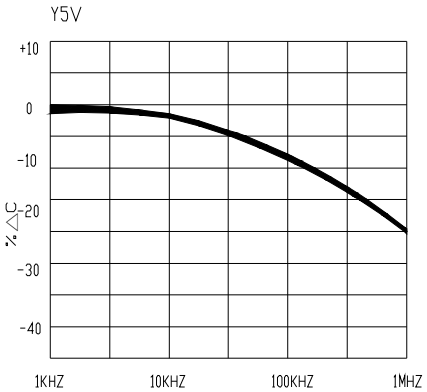

Frequency