

I FEATURE

EXCELLENT THD PERFORMANCE IN A SMALL FOOTPRINT.

特性

它具有优良的 THD 性能及较小的焊接表面积

I APPLICATIONS

FOR USE WITH ADSL CHIPSET

用途

应用于 ADSL 模块中

I PART NUMBERING SYSTEM (品名規定)

<u>SA</u> 1	<u>EP13</u> 2	-	<u>001</u> 3
SMD ADSL LINE TRANSFORMER	DIMENSIONS CORE DIM		PART NUMBER
SMD 式 ADSL 线性变压器	型磁芯尺寸型号 EP13		成品流水号

I SPECIFICATIONS

PART NO	Turn Ratio (±2%)	OCL @ 10KHz/0.1V	Leakage Inductance (μH Max)	Longitudinal Balance (dB Min)
SAEP13001	1:1±2% Pin(10-6):(1-5)	200 mH Min (10-6)	60uH @10KHz/500mV (10-6),(1+5)short	-40 dB @1KHz to 100KHz
SAEP13002	1:1±1% Pin(1-4):(10-7)	440 mH±5% (1-4), (2+3) short	10uH @ 300KHz/0.1V (1-4),(2+3,7+10,8+9)short	-45 dB @20KHz to 1.1MHz
SAEP13003	2:1 Pin (10-6):(1-5)	100 mH±5% (10-6), (7+9) short	10uH @ 100KHz/0.1V (10-6),(7+9,2+4,1+5)short	-45 dB @ 1.1MHz
SAEP13004	1:3.3 Pin(5-1):(6-10)	800 u H±5% (6-10), (9+7) short	10uH @ 100KHz/0.1V (6-10),(7+9,5+1,2+4)short	-45 dB @30KHz to 1.1MHz
SAEP13005	1:1 Pin(1-5):(10-6)	4.0 mH ±5% (1-5):(10-6)	-	-
SAEP13006	1:1 Pin(1-5):(6-10)	4.0 mH ±10% (1-5),(6-10)	-	-

I SPECIFICATIONS

PART NO	Turn Ratio (±2%)	OCL @ 10KHz/0.1V	Leakage Inductance (μ H Max)	Longitudinal Balance(dB Min)
SAEP13007	1:1 (PRI):(SEC)	5.0 mH ±10% (1-4), (2+3)short	18uH@100KHz/0.1V (1-4), (2+3,7+10,8+9)short	-40 dB @20KHz to 1.1MHz
SAEP13008	1:1 Pin (1-4):(10-7)	5.0 mH ±10% (1-4),(2+3) (10-7),(8+9)short	18uH @ 100KHz/0.1V(1-4) (2+3,10+7,9+8)short	-40 dB @25KHz to 1.1 MHz
SAEP13009	1:1 Pin (1-4):(10-7)	470 uH ±5% (10-7),(8+9)short	10uH @ 300KHz/0.1V (10-7),(2+3,1+4,9+8)short	-50 dB @20KHz to 1.1 MHz
SAEP13010	2:1 Pin(1-4):(10-7)	800 uH ±5% (1-4),(2+3)short	10uH @ 100KHz/0.1V (1-4),(2+3,10+7,9+8)short	-45 dB @10KHz to 1MHz
SAEP13011	1:1 Pin(10-6):(1-5)	200 uH Min (10-6),(1-5)	60uH @10KHz/500mVac (10-6),(1+5)short	-40 dB @1KHz to 100 KHz
SAEP13012	1:1 Pin (3-8):(1-10)	1025 uH ±5% (1-10),(2+9)short	10uH @ 300KHz/1V (1-10),(2+9,3+8,5+6)short	-45 dB @ 30KHz to 1.1MHz
SAEP13013	1:1 Pin(1-5):(10-6)	430 uH ±10% (1-5),(2+4)short (10-6),(9+7)short	10uH @ 100KHz/0.1V (10-6),(2+4,7+9,1+5)short	-40 dB @30KHz to 1.1 KHz
SAEP13014	1:1 Pin(1-4):(10-7)	430 uH ±10% (1-4),(2+3)short (10-7),(8+9)short	10uH @ 100KHz/0.1V (1-4),(2+3,8+9,10+7)short	-40 dB @25KHz to 1.1 KHz
SAEP13015	1:1Pin (1-4):(7-10)	480 uH ±6% (1-4),(2+3)short	10uH @ 300KHz/0.1V (1-4),(2+3,7+10,8+9)short	-40 dB @30KHz to 1.1KHz
SAEP13016	1:1 Pin (1-4):(10-7)	480 uH ±10% (1-4),(3+2)short	10uH @ 300KHz/0.1V (1-4),(2+3,7+10,8+9)short	-40 dB @30KHz to 1.1KHz
SAEP13017	1:1 Pin(1-4):(10-7)	440 uH ±5% (1-4),(2+3)short	10uH @ 300KHz/0.1V (1-4),(2+3,10+7,8+9)short	-45 dB @20KHz to 1.1MHz
SAEP13018	2:1 Pin (10-6):(1-5)	440 uH ±5% (10-6),(7+9)short	10uH @ 100 KHz/0.1V (10-6),(1+5,2+4,7+9)short	-40 dB @30 KHz to 1.1MHz
SAEP13019	1.2:1 Pin(10-7):(1-4)	5mH±10% (10-7),(8+9)short	12uH @ 10KHz/0.1V (10-7),(8+9,3+2,1+4)short	-
SAEP13020	1:1 Pin (1-4):(10-7)	5 mH±10%(10-7), (8+9)&(1-4).(2+3) short	15uH @ 100KHz/0.1V (1-4),(2+3,10+7,9+8)short	-40 dB @30KHz to 1.1 MHz



I SPECIFICATIONS

PART NO	Turn Ratio (±2%)	OCL @ 10KHz/0.1V	Leakage Inductance (μ H Max)	Longitudinal Balance(dB Min)
SAEP13021	1:1.423 Pin (10-7):(1-4)	1.5 mH ±5% (1-4)	18uH @ 300KHz/0.1V	-50 dB @30KHz to 1.1KHz
SAEP13022	1:2 Pin (10-7):(1-4)	1.5 mH ±5% (1-4)	10uH @ 300KHz/0.1V	-50 dB @30KHz to 1.1KHz
SAEP13023	2:1 Pin (1-5):(10-6)	410 uH ±5% (1-5),(2+4)short	10uH @ 300KHz/0.1V (1-5),(2+4,9+7,10+6)short	-50 dB @20KHz to 1.1 KHz
SAEP13024	2:1 Pin (1-5):(9-7)	2.0 mH±5% (1-5),(2+4)short	11uH @ 100 KHz,/0.1V (1-5) ,(2+4,9+7)short	-50 dB @40K to 300 KHz
SAEP13025	4:1 Pin(1-5):(9-7)	2.0 mH±5% (1-5),(2+4)short	15uH @ 100 KHz,/0.1V (1-5) ,(2+4,9+7)short	-50 dB @40K to 500 KHz

CONTINUE

PART NO	Insertion Loss (dB Max)	DC Resistance (OHM Max)	Isolation Voltage
SAEP13001	-1.5@100Hz & 112KHz	8.2±10% (10-6) 16.7±10% (1-5)	1500
SAEP13002	-1.0@100KHz & 1.1MHz	0.59(1-3),(2-4) 0.48(9-7),(10-8)	1500
SAEP13003	-1 @500KHz/0.1V	0.5 (10-7),(9-6) 0.5 (1-4),(2-5)	1500
SAEP13004	-	0.5 (6-9),(7-10) 0.2 (5-2),(4-1)	1500
SAEP13005	-	2.6 (1-5), (10-6)	1500
SAEP13006	-	3.6 Pin(1-5),(6-10)	1500
SAEP13007	-0.5 @100KHz	3.2(1-3), (2-4), (10-8), (9-7)	1500
SAEP13008	-0.5 @100KHz	3.2 (1-4),(2+3) short 3.2 (10-7),(8+9)short	1500
SAEP13009	-0.5 @500KHz	1.0 (1-4) (3+2)short	1500
SAEP13010	-	0.74 (1-3) 0.77(10-7), 0.78(8+9)short	1500
SAEP13011	-1.0@100Hz & 112KHz	8.2 (10-6) 16.7 (1-5)	1500
SAEP13012	-1 @100KHz & 1.1MHz -0.5 @300KHz	0.5 (1-2),(9-10),(6-8)&(3-5)	1500
SAEP13013	-0.5 @772KHz	100 (Load Resistance)	1500
SAEP13014	-0.5 @772KHz	0.45(1-3), (2-4); 0.35(9-7), (10-8)	1500

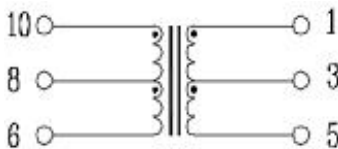


I SPECIFICATIONS


PART NO	Insertion Loss (dB Max)	DC Resistance (OHM Max)	Isolation Voltage
SAEP13015	-1.0(@100KHz & 1.1MHz)	1.0(1-4),(3+2)short	1500
SAEP13016	-1.0 @100 Hz & 1.1MHz	0.59 (1-3),(2-4) 0.48 (9-7),(10-8)	1500
SAEP13017	-0.6@772 KHz	0.33(10-7),(9-6) 0.39(1-4),(2-5)	1500
SAEP13018	-1.0@772 KHz	0.67(10-7),(9-6) 0.42(1-4),(2-5)	1500
SAEP13019	-1 @ 25KHz/1.1 MHz/0.1V	0.35(1-3) 0.4(2-4) .75(10-8,9-7)	1500
SAEP13020	-1.0@100 KHz	1.0(1-3) 1.3(2-4) 1.1(10-8,9-7)	1500
SAEP13021	-0.5@300 KHz	0.7(10-7) 3.8(1-4)	1500
SAEP13022	-0.5@300 KHz	0.7(10-7) 1.25(1-4)	1500
SAEP13023	-1.0@100 KHz & 1.1 MHz	0.75(1-4),(2-5) 0.45(10-7),(9-6)	1500
SAEP13024	-0.5@40KHz	2.5 (1-5) 1.0 (9-7)	1500
SAEP13025	-0.5 @100KHz	1.45±10% (1-4),(2-5) 0.45±10% (9-7)	1500

I SCHEMATICS

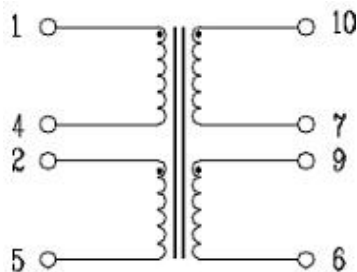
SAEP13001/ 13011



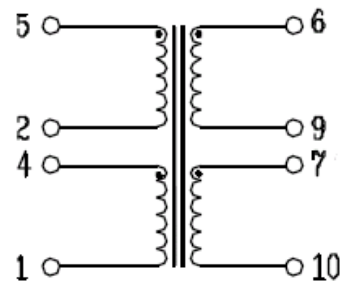
SAEP13002/13007/13015/13017



SAEP13003

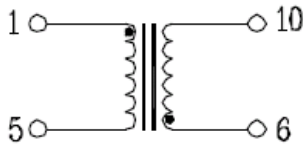


SAEP13004

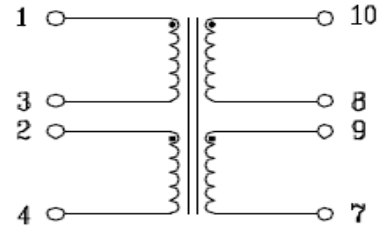


I SCHEMATICS

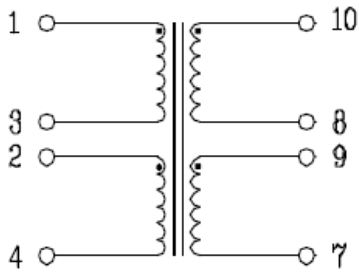
SAEP13005



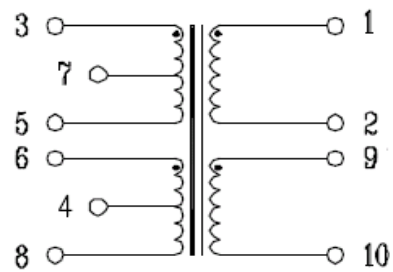
SAEP13008/13010/13014/13015/13020



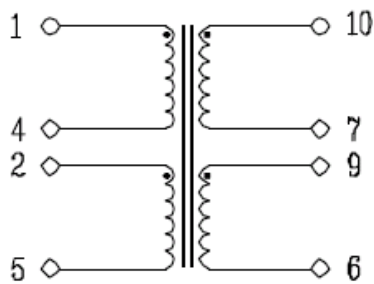
SAEP13009/13019



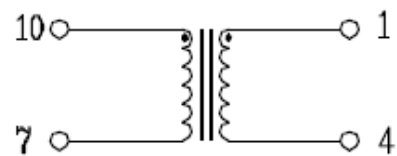
SAEP13004



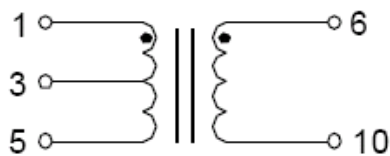
SAEP13013/13018/23



SAEP13021/13022



SAEP13021/13022



SAEP13025

