

I FEATURE

EXCELLENT THD PERFORMANCE IN A SMALL FOOTPRINT.

I APPLICATIONS

FOR USE WITH ADSL CHIPSET

特性

它具有优良的 THD 性能及较小的焊接表面积

用途

应用于 ADSL 模块中

I PART NUMBERING SYSTEM (品名規定)

<u>DA</u> 1	<u>EP13</u> 2	-	<u>001</u> 3
DIP ADSL LINE TRANSFORMER	DIMENSIONS CORE DIM		PART NUMBER
直插式 ADSL 线性变压器	磁芯尺寸型号 EP13		成品流水号

I SPECIFICATIONS

PART NO	Turn Ratio (±2%)	OCL @ 10KHz/0.1V	Leakage Inductance (μ H Max)	Longitudinal Balance(dB Min)
DAEP13001	1:1 Pin(1-5):(10-6)	4.0mH±10% (1-5) : (6-10)	-	-
DAEP13002	1:1:1:1 Pin(10-8):(9-7):(1-3):(2-4)	440uH ±5% (10-7)&(8-9)	15.0 uH @100KHz/0.1V	-55 dB @100KHz
DAEP13003	1:1 Pin(1-4):(2-5)	5.5mH±5% (1-4),(2+5)short	-	-
DAEP13004	2:1 Pin(10-6):(1-5)	100 uH ± 5% (10-6) , (7+9)	10.0 uH @100KHz/0.1V	-45 dB @1.1MHz

I SPECIFICATIONS

PART NO	Turn Ratio (±2%)	OCL @ 10KHz/0.1V	Leakage Inductance (μ H Max)	Longitudinal Balance(dB Min)
DAEP13005	1:1 Pin(1-4):(2-5)	5.5 mH±10% (1-4)	22.0 uH @100KHz/0.1V (1-4),(5+2)short	-
DAEP13006	1:1 Pin(1-5):(10-6)	4mH±10% (1-5)	-	-
DAEP13007	1:1 Pin (2-4):(9-7)	3.5mH±10%	-	-
DAEP13008	1:1 Pin(1-5):(10-6)	1.27 mH ±5% (1-5), (4+2)short; (10-6),(7+9)short	5.0uH @100KHz/0.1V (1-5), (4+2+10+6+7+9)short;	-50 dB @ 20KHz to 1.1MHz
DAEP13009	1:1 Pin(1-5):(10-6)	1.25 mH ±5% (1-5),(2+4)short	12.0 uH @100KHz/50mV (1-5),(2+4,10+6,9+7)short	-50 dB @ 1KHz to 1.1 MHz
DAEP13010	1:1 Pin(1-4):(10-7)	5.0 mH ±10% (1-4),(2+3) short (10-7),(8+9)short	18 uH @100KHz/0.1V (1-4),(2+3,8+9,10+7)short	-40 dB @ 25KHz to 1.1MHz
DAEP13011	1:1.1 Pin(1-4):(10-7)	1.75mH Min (1-4),(2+3)short 2.03-2.3mH (10-7),(8+9)short	7.5 uH @300KHz/0.1V (1-4),(2+3,8+9,10+7)short	-45 dB @ 30KHz to 1.1MHz
DAEP13012	1:1 Pin(1-4):(10-7)	407uH ±5% (1-4),(2+3)short	10.0 uH @300KHz/0.1V (1-4),(2+3,10+7,9+8)short	-46 dB @ 30KHz to 1.1 KHz
DAEP13013	1:1 Pin(1-4):(10-7)	850 uH ±5% (1-4),(2+3)short	5.5 uH @100KHz/0.1V (1-4),(2+3,10+7,9+8)short	-
DAEP13014	2.4:1 Pin(10-7):(1-4)	1.2 mH ±10% (10-7),(8+9)short	10.0 uH @100KHz/0.1V (10-7),(8+9,2+3,1+4)short	-45 dB @10KHz to1MHz
DAEP13015	3.3:1 Pin(6-10):(5-1)	800 uH ±5% (6-10),(9+7)short	20.0 uH @100KHz/0.1V (6-10),(7+9,1+5,2+4)short	-45 dB @30KHz to 1.1 MHz
DAEP13016	1.1:1 Pin(1-4) :(8-6)	100uH±7% @,100mAC	4.0 uH @1MHz,1.0VAC, (1-4)(2+3,7+8,9+10)short	-46 dB @30KHz -1.1MHz
DAEP13017	2.8:1 Pin(10-7):(1-4)	1.2mH±10% @100mAC	10.0 uH @1MHz,1.0VAC, (1-4) ,(2+3,7+8,9+10)short	-46 dB @1.1MHz

I SPECIFICATIONS

PART NO	Turn Ratio (±2%)	OCL @ 10KHz/0.1V	Leakage Inductance (μ H Max)	Longitudinal Balance(dB Min)
DAEP13018	1:1.1 Pin(1-4):(10-7)	1.2 mH Min (1-4),(2+3)short	10.0uH @ 300KHz/0.1V (1-4),(2+3,10+7,9+8)short	-45 dB @10KHz to1.1 MHz
DAEP13019	1:3 Pin(8-6):(1-4)	1.2 mH±10% (1-4),(2+3)short	15.0uH @ 300KHz/0.1V (1-4),(2+3,5+7,8+6)short	-84 dB @20KHz -1.1 MHz
DAEP13020	3.3:1 Pin(6-10):(1-5)	800uH Min (6-10),(9+7)short	20.0uH @100 KHz/0.1V (1-5) (6+10+9+7)short	-45 dB @100KHz to 1MHz
DAEP13021	1:1 PIN(1-4):(10-7)	442uH ±5% (7-10) (8+9)short	5.0uH @300 KHz,0.1V (7-10)(9+8,4+1, 2+3)short	-45 dB @30KHz-1.1 MHz
DAEP13022	2:1(±2%) Pin(1-5):(9-7)	2.0 mH ±6% (1-5),(2+4)short	11.0uH @ 100 KHz/0.1V (1-5),(2+4,9+7) short	-50 dB @40K-300 KHz

CONTINUE

PART NO	Insertion Loss (dB Max)	DC Resistance (OHM Max)	Isolation Voltage
DAEP13001	-	6.0 (1-5),(10-6)	1500V/0.5mA
DAEP13002	-	0.60 (1-3),(2-4) 1.60 (9-7),(10-8)	1500V/0.5mA
DAEP13003	-	6.25 (1-4) , (2-5)	1500V/0.5mA
DAEP13004	-1.0 dB @ 500 KHz 0.1V	0.5 10-7);(9-6);(1-4);(2-5)	1500V/0.5mA
DAEP13005	-	3.6 (1-4),(2-5)	1500V/0.5mA
DAEP13006	-	3.5 (1-5) , (10-6)	1500V/0.5mA
DAEP13007	-	3.5 (2-4) , (9-7)	1500V/0.5mA
DAEP13008	-0.5 dB @ 300KHz	0.53 (1-5), (4+2)short;	1500V/0.5mA
DAEP13009	-0.5 dB @ 300KHz	0.42(1-5),(10-6)	1500V/0.5mA
DAEP13010	-0.5 dB @ 100KHz	3.2(1-4),(2+3)/(10-7),(8+9)short	1500V/0.5mA
DAEP13011	-0.5 dB @ 300KHz	1.25(1-4), (3+2)short ; 1.4 (10-7), (8+9)short	1500V/0.5mA
DAEP13012	-0.5 dB @ 772KHz	0.95(1-3),(2-4) & 0.65(10-8),(9-7)	1500V/0.5mA
DAEP13013	-0.5 dB @ 100KHz	0.33 (10-8) ; 0.61(1-3),(2-4) ;0.46(9-7)	1500V/0.5mA
DAEP13014	-0.5 dB @ 300KHz	0.66 (10-8),(9-7) & 0.15(1-3) 0.16(2-4)	1500V/0.5mA

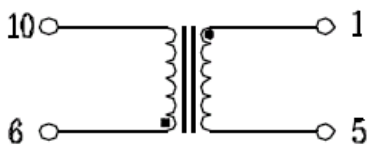


I SPECIFICATIONS

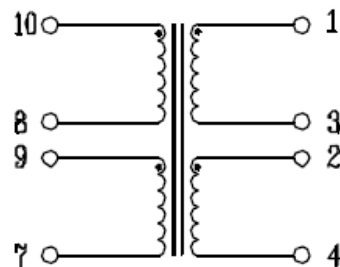
PART NO	Insertion Loss (dB Max)	DC Resistance (OHM Max)	Isolation Voltage
DAEP13015	-	0.55 (6-9),(7-10) & 0.2 (5-2),(4-1)	1500V/0.5mA
DAEP13016	-0.5 dB @300KHz	0.330(8-5),.(7-6); 0.3111-3)(2-4)	1500V/0.5mA
DAEP13017	-0.5 dB @300KHz	0.6 (10-8)& (9-7) 0.25 (1-3)&(2-4)	1500V/0.5mA
DAEP13018	-	1.25 (1-4),(3+2)short 1.4(10-7) ,(8+9)short	1500V/0.5mA
DAEP13019	-	0.35(8-5) & 0.47(7-6); 1.9(2-4),(1-3)	1500V/0.5mA
DAEP13020	-	0.65(6-9) & 0.24(5-2)	1500V/0.5mA
DAEP13021	-	0.375(10-8); 0.310(9-7); 0.425(1-3)&(2-4); 0.425 (1-3)&(2-4)	1500V/0.5mA
DAEP13022	- 0.5 dB @300KHz	2.5(1-5) 1.0(9-7)	1500V/0.5mA

I SCHEMATICS

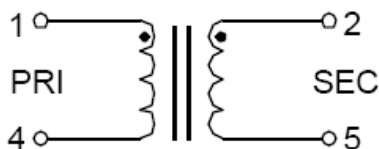
DAEP13001



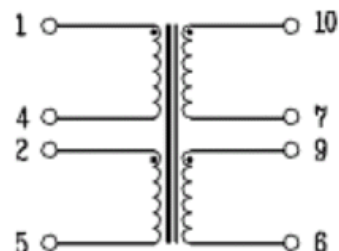
DAEP13002



DAEP13003/13005

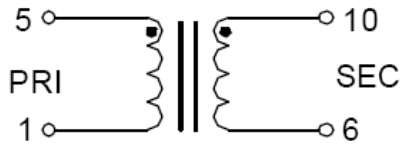


DAEP13004

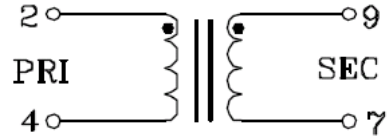


I SCHEMATICS

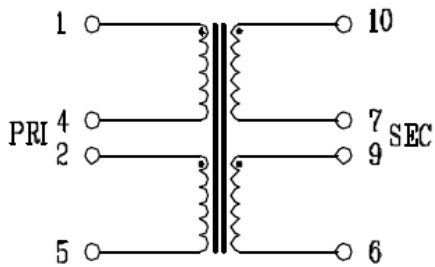
DAEP13006



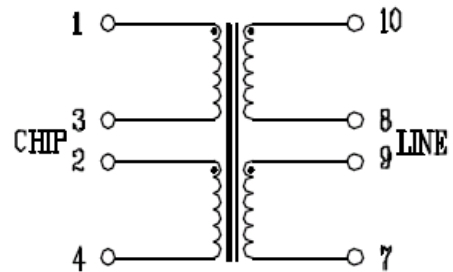
DAEP13007



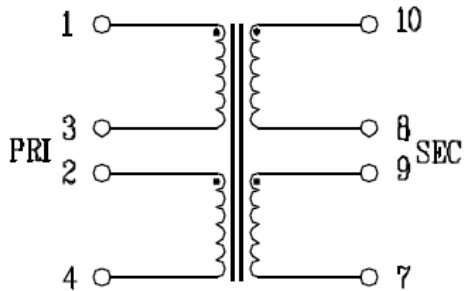
DAEP13008/13009



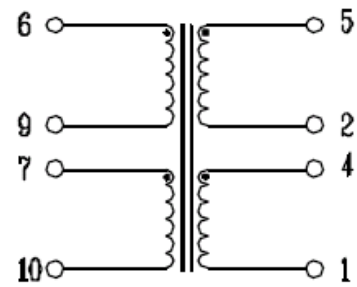
DAEP13010/13011/13014/13018



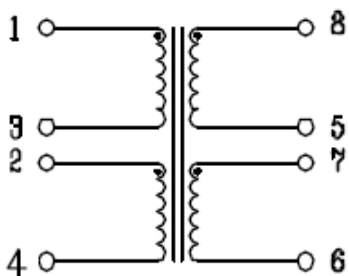
DAEP13012/13013



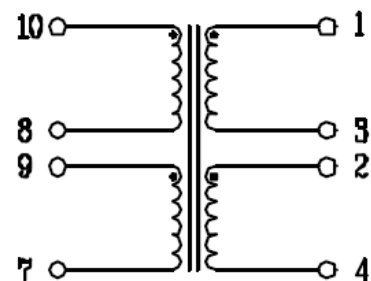
DAEP13015



DAEP13016

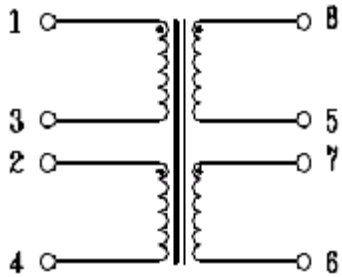


DAEP13017

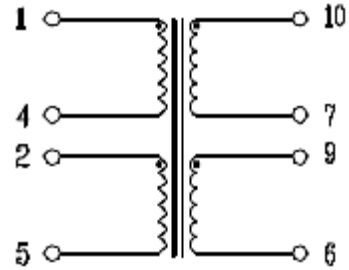


I SCHEMATICS

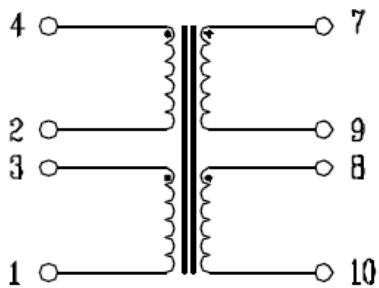
DAEP13019



DAEP13020



DAEP13021



DAEP13022

